

Switch Housing

For screw attachment from the front.

Material and surface:

Housing and end caps made of stainless steel, material no. 1.4301. Blasted surface and electropolished.

Function elements:

Depending on the type with push button or emergency stop.

Connection A:

Plug M12 x 1 out of the attachment face.

Connection B:

Connection Cable 10 m out of the attachment face.

Protection class:

IP 65 (for version A with screwed coupling).



Note:

On request customized variants are possible.

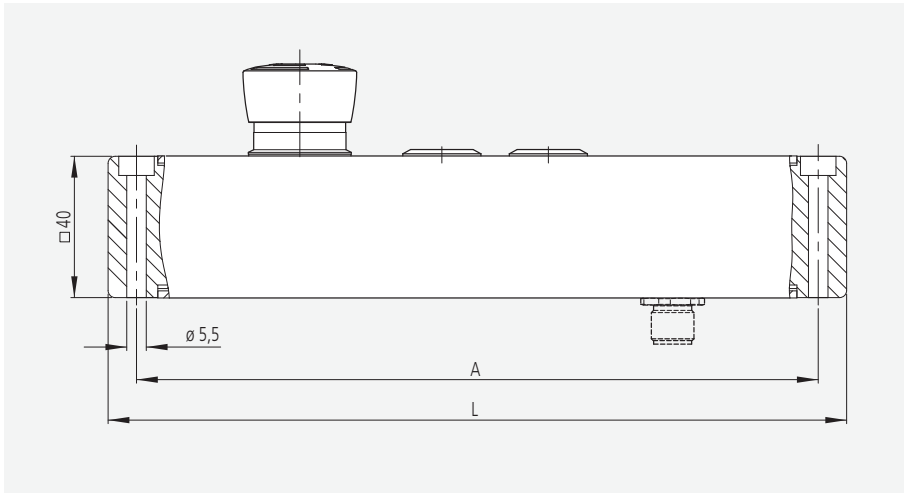
screw attachment from the front



Typ	Connection		Order no.	Order no.
	A Plug	B Cable		
TG-01 1 push button	A 120	L 136	TG-01S.F120.36	TG-01K.F120.36
TG-02 2 push buttons	A 150	L 166	TG-02S.F150.36	TG-02K.F150.36
TG-20 Emergency stop	A 120	L 136	TG-20S.F120.36	TG-20K.F120.36
TG-04 Emergency stop + 1 push buttons	A 160	L 176	TG-04S.F160.36	TG-04K.F160.36
TG-05 Emergency stop + 2 push buttons	A 190	L 206	TG-05S.F190.36	TG-05K.F190.36

Handle accessories			
Coupling with cable			
8-pole (M12 x 1)		12-pole (M12 x 1)	
L	Order no.	Order no.	
 10 m	FZ-KS.G08.10	FZ-KS.G12.10	
 10 m	FZ-KS.W08.10	FZ-KS.W12.10	





Technical data

Typ	TG-01	TG-02	TG-20	TG-04	TG-05
Emergency stop (2 NC contacts)	-	-	WH(1) GN(3) BN(2) YE(4)	BN(1) WH(3) BU(2) GN(4)	BN(1) WH(3) BU(2) GN(4)
Push button 1 LED green (change-over contact)	LED green PK(6) BN(2)	LED green PK(6) BN(2)	-	LED green VT(10) YE(6)	LED green VT(10) YE(6)
Push button 2 LED red (NO contact)	-	LED rot red PK(6) RD(8)	-	-	LED red VT(10) RD/BU(12)
Emergency stop	1-42 V AC/DC max. 100 mA				
Push button	24 V AC/DC max. 1 A				
Operating voltage LED	24 V DC (12 V optional)				
Connection type	8-pole M12 x 1			12-pole M12 x 1	
Connector assignment (Plug side view)					
Mounting cutout					